

BPG402-S

Bayard-Alpert Pirani Gauge


The INFICON Bayard-Alpert Pirani Combination Gauge, BPG402-S, functions as two gauges in a single compact unit measuring from 5×10^{-10} mbar to atmosphere (3.8×10^{-10} Torr to atmosphere). Combining technologies reduces the complexity of installation, setup, and integration. Choose the BPG402-S with dual yttrium oxide coated iridium filaments for affordable and repeatable process to base pressure measurements in one economical package. Sensing elements with on-board calibration data guarantees high reproducibility when exchanging sensors.

ADVANTAGES

- Extremely wide measurement range from 5×10^{-10} mbar to atmosphere (3.8×10^{-10} Torr to atmosphere)
- Excellent repeatability in the process pressure range from 10^{-8} ... 10^{-2} mbar of 5%
- Pirani interlock protects the filament from premature burnout
- Dual long-life yttrium oxide coated iridium filament
- Optional graphic display and Fieldbus interfaces available
- Automatic high vacuum Pirani adjustment reduces operator interventions
- Easy to exchange sensing element with on-board calibration data guarantees high reproducibility

APPLICATIONS

- Pressure measurement in semiconductor process and transfer chambers
- Industrial coating
- General vacuum measurement and control in the low to ultra high vacuum range



ORDERING INFORMATION

Type	BPG402-S without display	BPG402-S with display	BPG402-SP with Profibus DP	BPG402-SD with DeviceNet™
DN 25 ISO-KF	353-570	353-572	353-574	353-576
DN 40 CF-R	353-571	353-573	353-575	353-577
Replacement sensor 25 ISO-KF			354-494	
Replacement sensor 40 CF-R			354-495	

ACCESSORIES

Power supply 24 V DC / RS232C line	353-511
Baffle	353-512

SPECIFICATIONS

		BPG402-S Standard	BPG402-S Display
Measurement range	(air, O ₂ , CO, N ₂)	mbar (Torr)	5 x 10 ⁻¹⁰ ... 1000 (3.8 x 10 ⁻¹⁰ ... 750)
Accuracy	10 ⁻⁸ ... 10 ⁻² mbar	% of reading	±15
Repeatability	10 ⁻⁸ ... 10 ⁻² mbar	% of reading	5
Degas ¹⁾	p < 7.2 x 10 ⁻⁶	mbar	electron bombardment, max. 3 min
Pressure, max.		bar (absolute)	2
Temperature			
Operation (ambient)		°C	0 ... +50
Storage		°C	-20 ... +70
Bakeout at flange without electronics		°C	80
Supply voltage		V / A DC	+20 ... +28 / ≤0.8
Output signal analog		V	0 ... +10
Measurement range		V	+0.774 ... +10
Voltage vs. pressure		V / Decade	0.75
Error signal		V	0.1 / 0.3 / 0.5
Load impedance, min.		kΩ	10
Set point relay			1
Range		mbar	1 x 10 ⁻⁹ ... 100
Relay contact			n.o., potential free
Hysteresis		% of reading	10
Contact rating		V / A DC	≤30 / ≤0.5
Digital functions			degas
Interface (digital) ²⁾			RS232C
Emission control			automatic / manual via interface
Filament			dual Yt ₂ O ₂ coated Ir
Filament status			LED / digital output
Electrical connection			D-sub, 15 pin, male
Cable length, max. ³⁾		m (ft)	100 (330)
Materials exposed to vacuum			Yt ₂ O ₃ , Ir, Pt, Mo, Cu, W, NiFe, NiCr, stainless steel, glass
Internal volume KF / CF		cm ³ (inch) ³	24 (1.46) / 34 (2.1)
Weight KF / CF		g	450 / 710
Protection type			IP30

¹⁾ Reduced accuracy during degas

²⁾ Simultaneous use of RS232C or VGC400 series controllers and Fieldbus is not allowed

³⁾ For RS232C operation <30 m

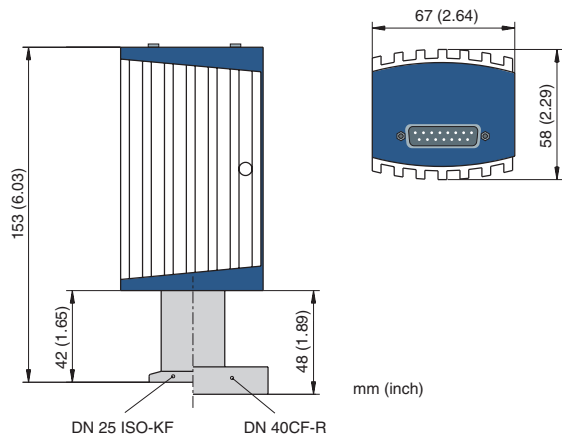
SPECIFICATIONS

			BPG402-SP Profibus DP
Baud rates	kBaud MBaud		9.6 / 19.2 / 93.75 / 187.5 / 500 1.5 / 12
Address			2 switches (address 00 - 127) or network programmable
Digital functions			read pressure, select units: Torr, mbar, Pa emission control, degas function monitor gauge status, filament status safe state allows definition of behavior in case of error detailed alarm and warning information
Analog functions			0 ... 10 V analog output pressure indication two setpoint relays A + B
Setpoint relays			2
Range	mbar		1×10^{-9} ... 100
Relay contact			n.o., potential free
Hysteresis	% of reading		10
Contact rating	V / A DC		≤ 30 / ≤ 0.5
Connector for Profibus DP			D-sub, 9 pin, female
Connector for BPG (analog output, supply voltage, setpoints)			D-sub, 15 pin, male

SPECIFICATIONS

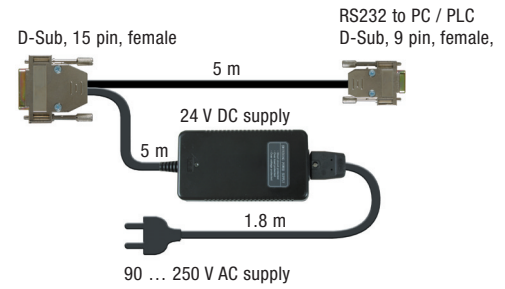
			BPG402-SD DeviceNet™
Protocol			DeviceNet™, group 2 slave only
Data rate switch	kBaud		125, 250, 500 or network programmable
Cable length			
125 kbps	m (ft)		500 (1650)
250 kbps	m (ft)		250 (825)
500 kbps	m (ft)		100 (330)
MAC ID			2 switches (address 00 - 63) or network programmable
Digital functions			read pressure, select units: Torr, mbar, Pa emission control, degas function monitor gauge status, filament status safe state allows definition of behavior in case of error detailed alarm and warning information
Analog functions			0 ... 10 V analog output pressure indication two setpoint relays A + B
Specification			DeviceNet™ "Vacuum Gauge Device Profile"
Device type			"CG" for combination gauge
I / O slave messaging			polling only
Setpoint relays			2
Range	mbar		1×10^{-9} ... 100
Relay contact			n.o., potential free
Hysteresis	% of reading		10
Contact rating	V / A DC		≤ 30 / ≤ 0.5
Supply voltage for DeviceNet™	V / A DC		+11 ... +25 / ≤ 0.5
Supply voltage for gauge	V / A DC		+20 ... +28 / ≤ 0.8
Connector for DeviceNet™			microstyle, 5 pin
Connector for BPG (analog output, supply voltage, setpoints)			D-sub, 15 pin, male

DIMENSIONS




ACCESSORIES

Power supply 24 V DC / RS232C line



Baffle:

Prevents contamination of the sensor.
Easy installation into the vacuum connection - no tools required.



 **INFICON** Instruments for Intelligent Control™

GLOBAL HEADQUARTERS:

Two Technology Place, East Syracuse, NY 13057 USA
Tel: +1.315.434.1100 Fax: +1.315.437.3803 E-mail: reachus@inficon.com

UNITED STATES FRANCE GERMANY LIECHTENSTEIN SWITZERLAND UNITED KINGDOM CHINA JAPAN KOREA SINGAPORE TAIWAN

Visit our website for contact information and other sales offices worldwide. www.inficon.com
Due to our continuing program of product improvements, specifications are subject to change without notice.
tiba31e1-a (2008-05) ©2008 INFICON